



UNIT N° 3: GOING PLACES

GRADE: 8TH__

Name: _____

Date : _____

Priorización curricular: OA 9 - Nivel 2 C. Lectora OA12

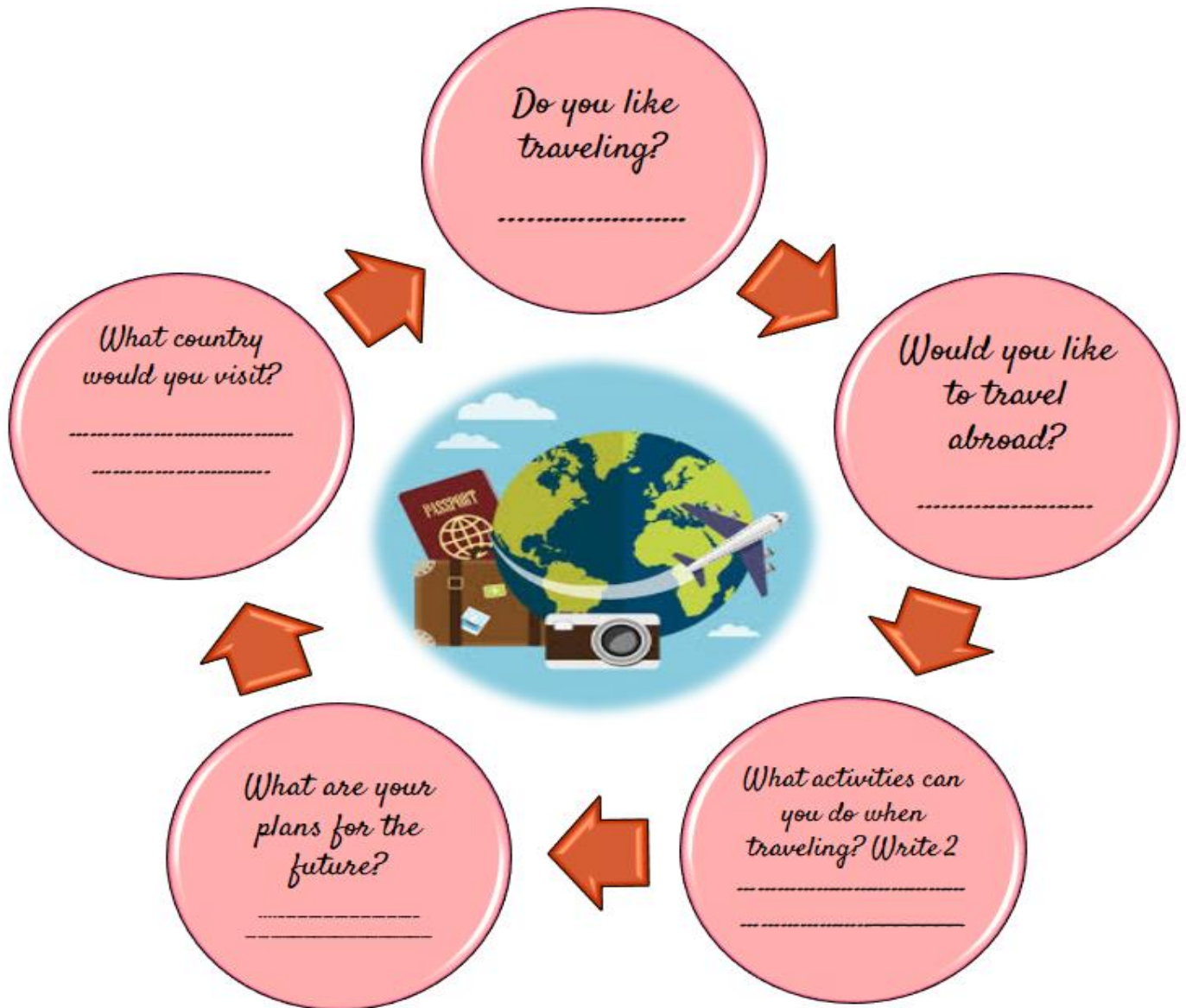
Habilidades: Demostrar comprensión de ideas generales e información explícita en textos orales adaptados y auténticos simples, literarios y no literarios, en diversos formatos audiovisuales y escritos, acerca de temas variados y que contienen las funciones del año.

SECTION 1: SETTING THE CONTEXT

Traveling abroad

I. Answer these questions.

- Responde estas preguntas.





2. Observe this trip itinerary and answer.

- Observa este itinerario de viaje y responde.

Pass

3 DAYS IN NEW YORK CITY

DAY 1 ITINERARY

STOP 1	STOP 2	STOP 3	LUNCH	STOP 4	STOP 5	DINNER
Hop-On Hop-Off Big Bus Sightseeing Tour 1-day ticket with New York Explorer Pass 	Times Square (free!) ⌚ 1 hour	INDOOR OPTION Intrepid Sea Air & Space Museum ⌚ 2-3 hours OUTDOOR OPTION Landmark Cruise by Circle Line Sightseeing ⌚ 1.5 hours	Lunch in Midtown 	INDOOR OPTION Met Breuer ⌚ 2 hours OUTDOOR OPTION Central Park Bike Tour ⌚ 2 hours 	American Museum of Natural History ⌚ 2-3 hours	Dinner on the Upper West Side

DAY 2 ITINERARY

STOP 1	STOP 2	LUNCH	STOP 3	STOP 4	DINNER
Empire State Building ⌚ 2 hours 	High Line Park (free!) ⌚ 2 hours 	Lunch in Chelsea 	Top of the Rock Observatory ⌚ 1-2 hours 	Museum of Modern Art (MoMA) ⌚ 2-3 hours 	Dinner in Midtown

DAY 3 ITINERARY

STOP 1	STOP 2	LUNCH	STOP 3	STOP 4	DINNER
Statue of Liberty & Ellis Island ⌚ 1-2 hours 	9/11 Memorial & Museum ⌚ 3 hours	Lunch in Lower Manhattan 	Battery Park (free!) ⌚ 30 minutes 	INDOOR OPTION Whitney Museum of Art ⌚ 2 hours OUTDOOR OPTION Brooklyn Bridge Walking Tour ⌚ 2 hours	Dinner in Tribeca

Do you know what an itinerary is?

.....
.....

Do you think is it useful when traveling? Why?

.....
.....



3. Do you know this place? Complete.

- ¿Conoces este lugar? Completa.

Famous Landmarks
.....
.....

Country
United States Of America

Name of the city
.....

Language
.....

BROADWAY

SECTION 2: LET'S PRACTICE

A famous city

1. Read the text and underline the words you don't know, look up their meaning in the English dictionary.
 - Lee el texto y subraya las palabras que no conoces, busca su significado en el diccionario.



Getting to know New York City

New York City, also known as the Big Apple, is both a huge city and the name of the state where it is located. It is the most important city of the United States and the biggest port too, however it is not the capital city. There are five main boroughs, Manhattan, The Bronx, Queens, Brooklyn and Staten Island; and several islands in New York connected to the continent by many bridges, like the Brooklyn bridge and the Manhattan bridge or Williamsburg bridge. The most famous islands are probably Manhattan and Liberty

Island where you can find the not less famous Statue of Liberty, offered by the French to the North American people as a symbol of freedom.

New York is very big, bigger than we can imagine. There are three airports: JFK, La Guardia and Newark, 200 bus routes, 12.000 taxis and ten subway lines. New York streets are also large and long, some of them are kms long and they are named with numbers, Broadway is the largest avenue in Manhattan. The most important avenue is 5th Avenue, famous for its luxury shops.

The center of New York is Manhattan and it is the economic and cultural area. The biggest and most famous park in New York is Central Park, in the center of Manhattan, where you can find a zoo, skating rinks, sports courts, two lakes and a pool.

New York is also well known for its museums, one of them is the Metropolitan Museum of Art being one of the largest in the world. The skyscrapers as big as your eyes can see, the most famous one is The Empire State Building with 102 floors. Broadway and its shows, cinemas, theaters and restaurants and the financial world. This is a fantastic city. It's the place where you can do and see everything. It's the city that never sleeps.

Text adapted from <https://www.teacherspayteachers.com>

Vocabulary:

boroughs: Municipios/Comunas - huge: grande - bridge: puente




2. Read the text carefully and complete the sentences.

- Lee el texto cuidadosamente y completa las oraciones.
- 1) In NYC, there areairports... These are, and
 - 2) In NYC, we visit the to see art expositions and monuments.
 - 3) NYC is connected by to several islands.
 - 4) We take beautiful pictures at the, the most famous symbol of freedom in the U.S.
 - 5) We walk around the, there is a zoo, sport courts and lakes.
 - 6) I walk through....., the largest avenue in NYC.


3. Complete according to the text.

- Completa de acuerdo al texto.

What is the other name given to New York City?




How many boroughs are there in New York?




Where is the Statue of Liberty?




Which is the most famous avenue in New York?



What can people find in Central Park?



Name one famous building.





4. Classify the places from the text according to the categories in the table. Follow the example.

- Clasifica los lugares del texto de acuerdo a las categorías de la tabla. Sigue el ejemplo.

Landmark	Buildings
1.	1.
2.	2.
3.	3.
Boroughs	Transportations
1. Manhattan	1.
2.	
3.	2.
Airports	Streets
1.	1.
2.	
3.	2.




SECTION 3: LET´S CONSTRUCT AND APPLY OUR KNOWLEDGE

Going around

I. Read the clues, complete and locate them in the NYC map.

- Lee las pistas, completa y ubícalos en el mapa de NYC.

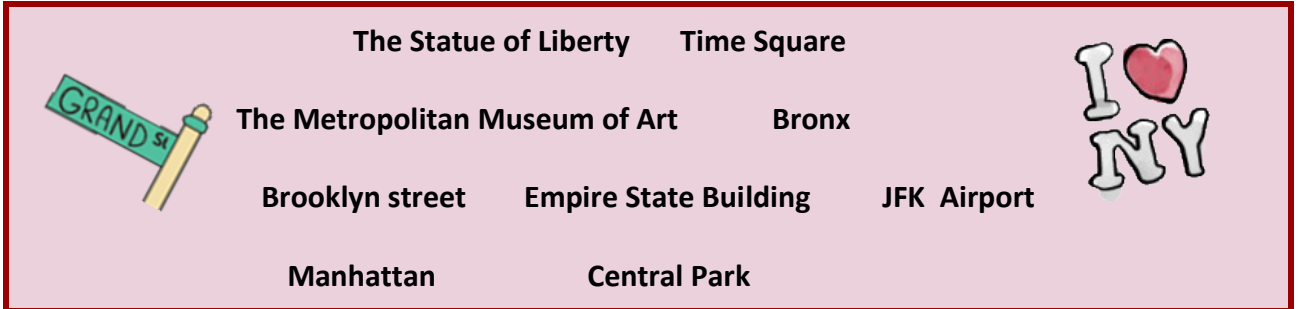
<i>Clues</i> 	<i>Answers</i>
1. The famous avenue with luxury shops.	
2. The biggest park in NYC.	
3. The famous islands with a statue.	
4. A famous art museum.	
5. A 102 floors building.	
6. Two of the five boroughs of NYC.	
7. The airport is named after a former U.S. president.	
8. The largest avenue in Manhattan	





2. Choose one of the places in NYC and complete the table.

- Elige uno de los lugares de NYC y completa la tabla.

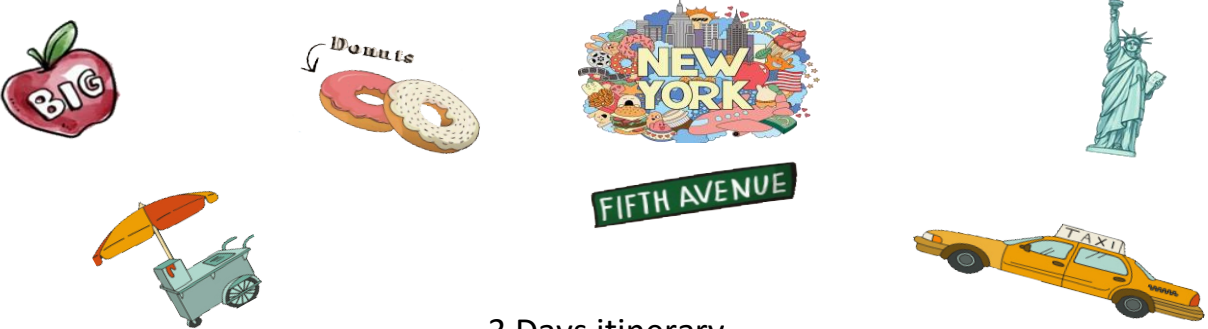


<p style="text-align: center;">Image</p>	<p style="text-align: center;">Name of the place</p> <p style="text-align: center;">.....</p>
	<p style="text-align: center;">What is it?</p> <ul style="list-style-type: none"> ★ Building ★ Place ★ Monument
<p>Name 3 interesting facts about it.</p> <p>1.</p> <p>2.</p> <p>3.</p>	<p style="text-align: center;">What can you do there?</p> <ul style="list-style-type: none"> ★ ★ ★



3. Make your own trip itinerary to visit NYC. You can use the map and places from activity 1 and 2.

- Haz tu propio itinerario de viaje para visitar New York. Puedes usar el mapa y lugares de la actividad 1 y 2.

		
3 Days itinerary		
Day 1 Itinerary		
Morning	Afternoon	Evening
★	★	★
Day 2 Itinerary		
Morning	Afternoon	Evening
★	★	★
Day 3 Itinerary		
Morning	Afternoon	Evening
★	★	★